



DESIGN **PLUS**

PREMIO - AWARD
GERMAN DESIGN COUNCIL



Características

LAVABO: de una sola pieza para colgar o colocar sobre mueble, con diferentes largos estándar y la posibilidad de realización "a medida".

Dos modelos simétricos de un seno, con la encimera a la derecha o a la izquierda, y un modelo de doble seno. Existen versiones para grifo monomando y de pared.

MOBILIARIO SUSPENDIDO: conjunto de cajones que admiten diversas configuraciones. Los diferentes tamaños propuestos y la posibilidad de realización "a medida" permiten adaptarlos a las dimensiones de cualquier baño.

El sistema de cajones con extracción total facilita el acceso y los hace ideales para el uso diario. Gran capacidad de almacenaje y organización.

PROGRAMA DE ARMARIOS: de dos alturas que se pueden combinar horizontal o verticalmente dando lugar a gran posibilidad de composiciones. El perfil metálico hace de separador entre los módulos y permite una fácil apertura sin necesidad de tirador.

Materiales

LAVABO: piedras Naturales: mármol blanco Carrara apomazado, mármol crema Loja apomazado, mármol negro Abanilla pulido natural y piedra Bateig azul.

STONEFEEL®: blanco, crema y antracita. STONEFEEL® es una resina mineral de alta calidad desarrollada por SANICO que une a su resistencia y fácil mantenimiento un tacto suave que la hace muy especial.

MOBILIARIO: chapas naturales de nogal americano o de roble con acabados: natural, wenge, ceniza o teka. Lacados brillo en blanco, naranja y rojo, con la posibilidad de realizar colores especiales bajo pedido.

Premio Design Plus
German Design Council

Features

WASHBASIN: a single piece to be hung alone or on a piece of furniture, with different standard lengths and the opportunity to be made to measure and customised.

Two models with a symmetrical cavity, and the counter either to the right or left, plus a double cavity model. There are models for both wall-set taps and the single-control version.

SUSPENDED FURNITURE: a collection of box-units that permit a great variety of designs. The different sizes suggested and the opportunity to "make to measure" allow an adaptation to the dimensions of whatever bath-room.

The box-unit collection, with drawers that withdraw completely, give ease of access and is thus ideal for constant, daily use. It offers great storage and organisation capacity.

PROGRAMME OF CUPBOARDS: with two alternative heights, these cupboards may be combined both horizontally and vertically, offering an enormous range of composition possibilities. The metal edges make a neat separation between units and permit easy opening, without the need for door-knobs

Materials

WASHBASIN: natural stone: satin-honed white Carrara marble, satin-honed Crema Loja marble, natural polished black Abanilla marble and Bateig blue stone.

White, cream-coloured and anthracite STONEFEEL®. STONEFEEL® is a high quality mineral resin developed by SANICO. It is strong, easy to clean, and has a very special, smooth finish that is pleasing to the touch.

FURNITURE: natural veneers of American walnut or oak with a variety of finishes: Natural, Ash, Teak or Wenge. Glossy lacquers in white, orange and red, with the option of special customised colours.

Design Plus Award
German Design Council




SUPERCITY

LAVABO Y MOBILIARIO / WASHBASIN AND FURNITURE

Diseño / Design: Lavabo / Washbasin: Nacho Lavernia - Alberto Cienfuegos · Mobiliario / Furniture: Sanico





lavabo encimera derecha piedra bateig · washbasin right countertop bateig stone (140 cm)

mueble suspendido 3 cajones wenge · suspended furniture 3 drawers wenge (140 cm)

accesorios ciy antracita · city anthracite accesories





lavabo doble seno stonefeel blanco · washbasin double sink white stonefeel (160 cm)


mueble suspendido para doble seno wenge · suspended furniture for double sink washbasin wenge (160 cm)



composición horizontal armarios suspendidos 35 cm lacado · horizontal combination of 35 cm suspended cupboard mink lacqued

inodoro y bidé transit stonefeel blanco · transit lavatory and bidet white stonefeel





espejo · mirror (140cm)

mueble suspendido para doble seno lacado visón · suspended furniture for double sink washbasin mink lacqued (140 cm)



lavabo doble seno stonefeel blanco · washbasin double sink white stonefeel (140 cm)

mueble suspendido para doble seno lacado visón
suspended furniture for double sink washbasin mink lacqued (140 cm)




composición vertical armarios suspendidos 70/35 lacado pistacho
vertical combination of 70/35 suspended cupboards lacqued pistachio

mueble suspendido 2 cajones lacado pistacho · suspended furniture 2 drawers lacqued pistachio (100 cm)



composición armarios suspendidos 70/35 roble blanqueado
70/35 suspended cupboard combination white finished oak






lavabo encimera derecha stonefeel blanco · right countertop washbasin white stonefeel (160 cm)

mueble suspendido 3 cajones roble blanqueado · suspended furniture 3 drawers white finished oak (160 cm)







espejo · mirror (100 cm)

lavabo encimera derecha stonefeel blanco · right countertop washbasin white stonefeel (100 cm)

mueble suspendido 2 cajones lacado blanco · suspended furniture 2 drawers white lacqued (100 cm)





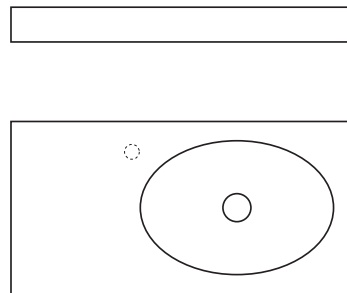
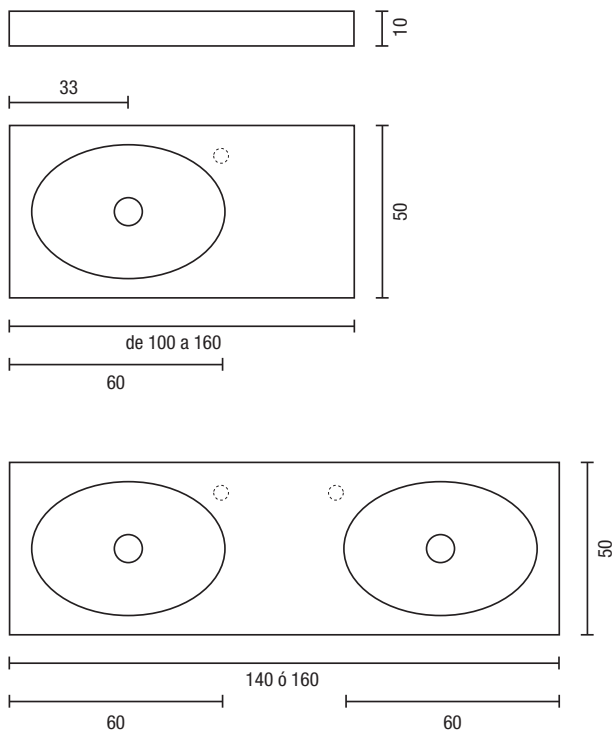
composición armarios suspendidos 70/35 roble ceniza · 70/35 suspended cupboard combination ash finished oak

SUPERCITY

DESIGN **PLUS**

LAVABO / WASHBASIN

Diseño / Design: Nacho Lavernia - Alberto Cienfuegos



LAVABO
WASHBASIN

Características

LAVABO: de una sola pieza para colgar o colocar sobre mueble, con diferentes largos estándar y la posibilidad de realización "a medida".

Dos modelos simétricos de un seno, con la encimera a la derecha o a la izquierda, y un modelo de doble seno. Existen versiones para grifo monomando y de pared.

Materiales

LAVABO: piedras Naturales: mármol blanco Carrara apomazado, mármol crema Loja apomazado, mármol negro Abanilla pulido natural y piedra Bateig azul.

STONEFEEL®: blanco, crema y antracita.
STONEFEEL® es una resina mineral de alta calidad desarrollada por SANICO que une a su resistencia y fácil mantenimiento un tacto suave que la hace muy especial.

Features

WASHBASIN: a single piece to be hung alone or on a piece of furniture, with different standard lengths and the opportunity to be made to measure and customised.

Two models with a symmetrical cavity, and the counter either to the right or left, plus a double cavity model. There are models for both wall-set taps and the single-control version.

Materials

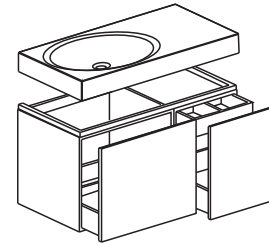
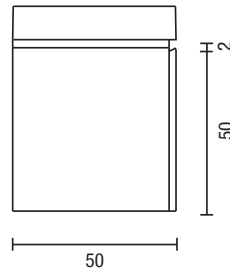
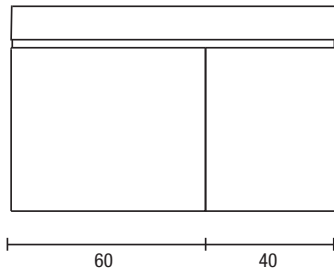
WASHBASIN: natural stone: satin-honed white Carrara marble, satin-honed Crema Loja marble, natural polished black Abanilla marble and Bateig blue stone.

White, cream-coloured and anthracite STONEFEEL®.
STONEFEEL® is a high quality mineral resin developed by SANICO. It is strong, easy to clean, and has a very special, smooth finish that is pleasing to the touch.

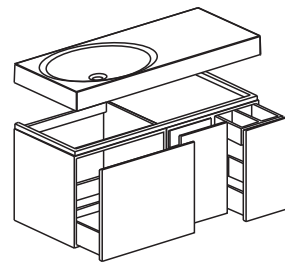
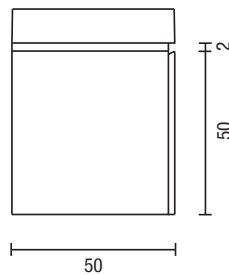
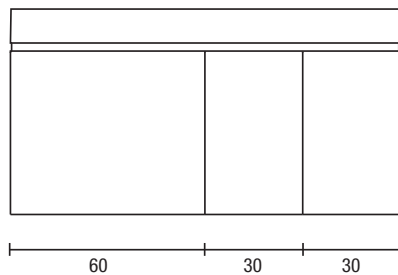
SUPERCITY

MOBILIARIO / FURNITURE

Diseño / Design: Sanico



SUSPENDIDO SUPERCITY DE 100 A 120 2 CAJONES
SUSPENDED FURNITURE SUPERCITY FROM 100 TO 120 2 DRAWERS



SUSPENDIDO SUPERCITY DE 120 A 140 3 CAJONES
SUSPENDED FURNITURE SUPERCITY FROM 120 TO 140 3 DRAWERS

Características

MOBILIARIO SUSPENDIDO: conjunto de cajones que admiten diversas configuraciones. Los diferentes tamaños propuestos y la posibilidad de realización "a medida" permiten adaptarlos a las dimensiones de cualquier baño.

El sistema de cajones con extracción total facilita el acceso y los hace ideales para el uso diario. Gran capacidad de almacenaje y organización.

Materiales

Chapas naturales de nogal americano o de roble con acabados: natural, wenge, ceniza o teka.
Lacados brillo en blanco, naranja y rojo, con la posibilidad de realizar colores especiales bajo pedido.

Features

SUSPENDED FURNITURE: a collection of box-units that permit a great variety of designs. The different sizes suggested and the opportunity to "make to measure" allow an adaptation to the dimensions of whatever bath-room.

The box-unit collection, with drawers that withdraw completely, give ease of access and is thus ideal for constant, daily use. It offers great storage and organisation capacity.

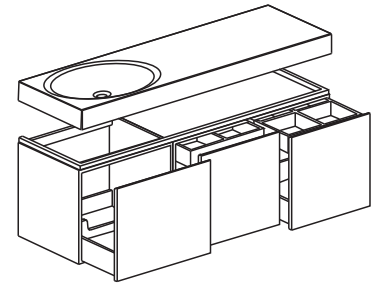
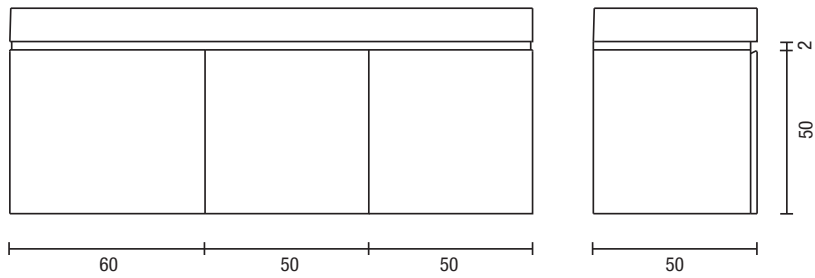
Materials

Natural veneers of American walnut or oak with a variety of finishes: Natural, Ash, Teak or Wenge.
Glossy lacquers in white, orange and red, with the option of special customised colours.

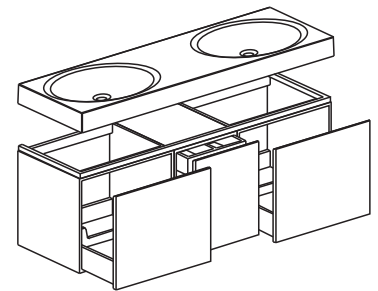
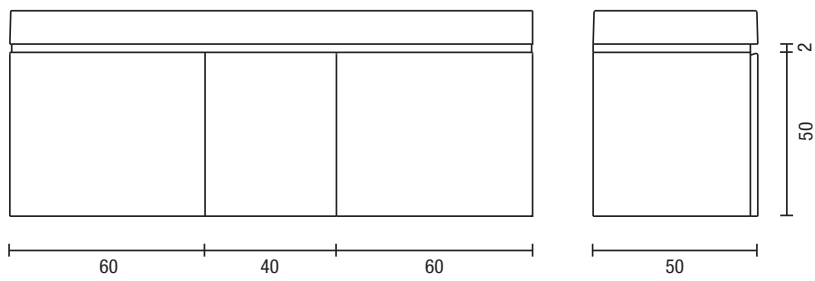
SUPERCITY

MOBILIARIO / FURNITURE

Diseño / Design: Sanico



SUSPENDIDO SUPERCITY DE 140 A 160 3 CAJONES
SUSPENDED FURNITURE SUPERCITY FROM 140 TO 160 3 DRAWERS

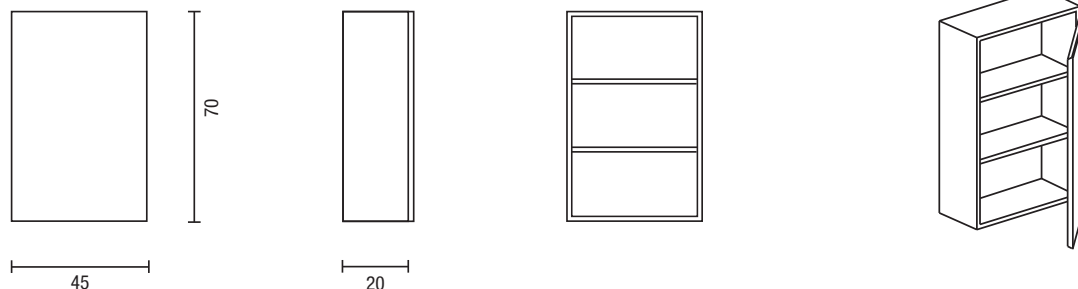


SUSPENDIDO SUPERCITY 160 DOBLE SENO
SUSPENDED FURNITURE SUPERCITY 160 FOR DOUBLE SINK

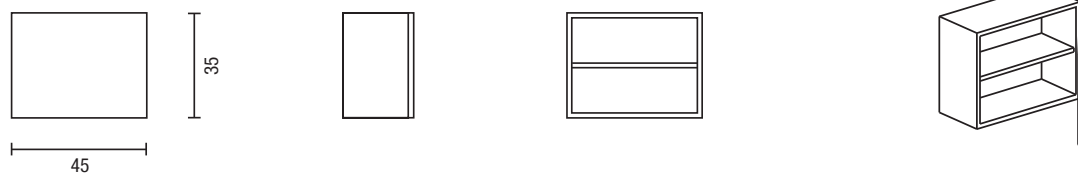
SUPERCITY

MOBILIARIO / FURNITURE

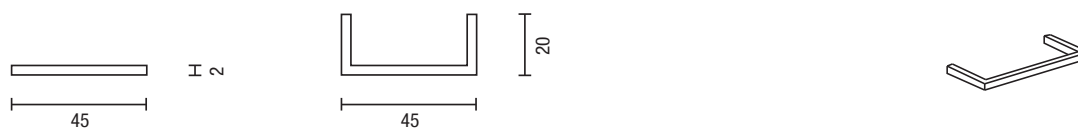
Diseño / Design: Sanico



ARMARIO SUSPENDIDO 70
SUSPENDED CUPBOARD 70



ARMARIO SUSPENDIDO 35
SUSPENDED CUPBOARD 35



PERFIL METÁLICO
METAL EDGE

Características

PROGRAMA DE ARMARIOS: de dos alturas que se pueden combinar horizontal o verticalmente dando lugar a gran posibilidad de composiciones. El perfil metálico hace de separador entre los módulos y permite una fácil apertura sin necesidad de tirador.

Materiales

MOBILIARIO: chapas naturales de nogal americano o de roble con acabados: natural, wenge, ceniza o teka. Lacados brillo en blanco, naranja y rojo, con la posibilidad de realizar colores especiales bajo pedido.

Features

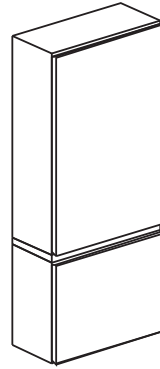
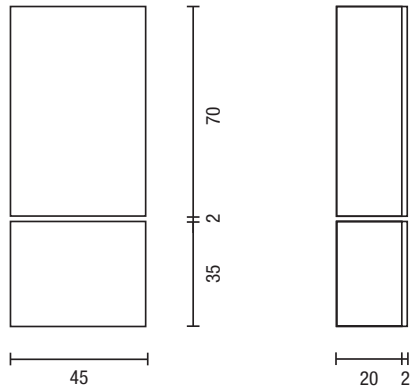
PROGRAMME OF CUPBOARDS: with two alternative heights, these cupboards may be combined both horizontally and vertically, offering an enormous range of composition possibilities. The metal edges make a neat separation between units and permit easy opening, without the need for door-knobs

Materials

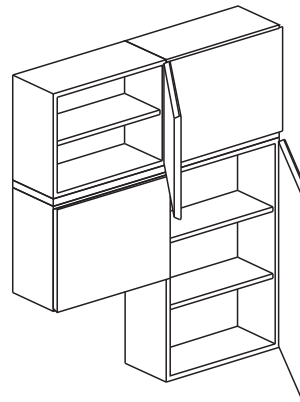
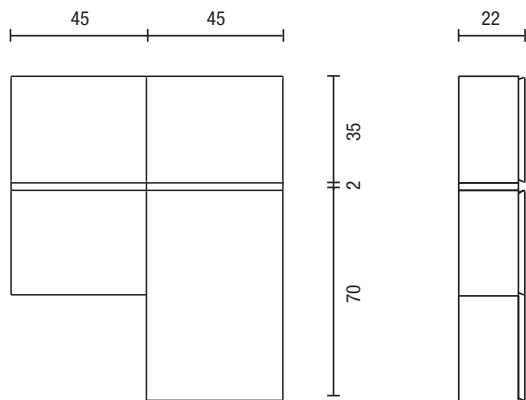
FURNITURE: natural veneers of American walnut or oak with a variety of finishes: Natural, Ash, Teak or Wenge. Glossy lacquers in white, orange and red, with the option of special customised colours.

SUPERCITY

COMPOSICIONES SUGERIDAS / SUGGESTED COMPOSITIONS



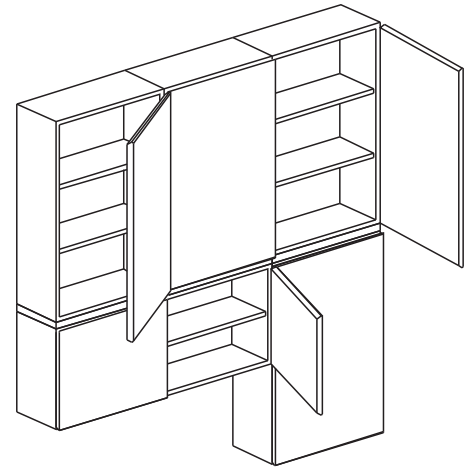
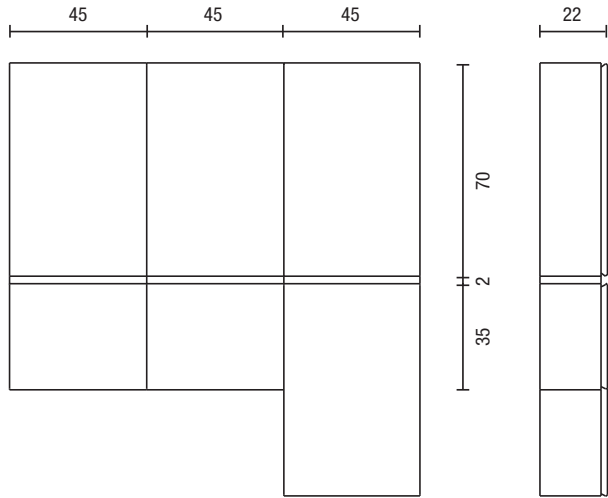
ARMARIOS SUSPENDIDOS
SUSPENDED CUPBOARDS



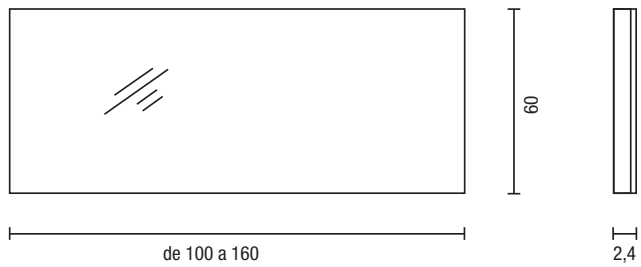
ARMARIOS SUSPENDIDOS
SUSPENDED CUPBOARDS

SUPERCITY

COMPOSICIONES SUGERIDAS / SUGGESTED COMPOSITIONS



ARMARIOS SUSPENDIDOS
SUSPENDED CUPBOARDS



ESPEJOS SUPERCITY
SUPERCITY MIRRORS